



NOCS-WL-8x4-1310

*** DISCONTINUED ***

摄像交换机，8 x 4通道，19" 1.5RU，Wieland终端

opticamSWITCH光纤摄像交换机是光纤摄像机在演播室路由控制中的最终解决方案。该设备可实现几个演播室和控制室之间达到任意切换无限的摄像机机位的要求，无需高额保养，无需冒在矩阵跳线盘中使用SMPTE跳线风险。

光纤摄像交换机具有创新的设计配备了热光开关（TO）的以硅为基础的平面光波电路（PLC），该创新的设计保证了坚固耐用、安全无阻塞的光纤和摄像机电源切换，并无任何可移动部件。基于局域网的远程控制软件使其操作更简便，显示切换和摄像机的实时状态，使广播制作自动化。

在考虑到广播台及制作工作室现有设备和作业流程的前提下，Neutrik的应用工程师计划同客户一起来优化opticamSWITCH设置。产品的模块化系统给工程项目带来更多的灵活性，为将来的发展留有余地，同时也减少了所有摄像机的信号损耗。



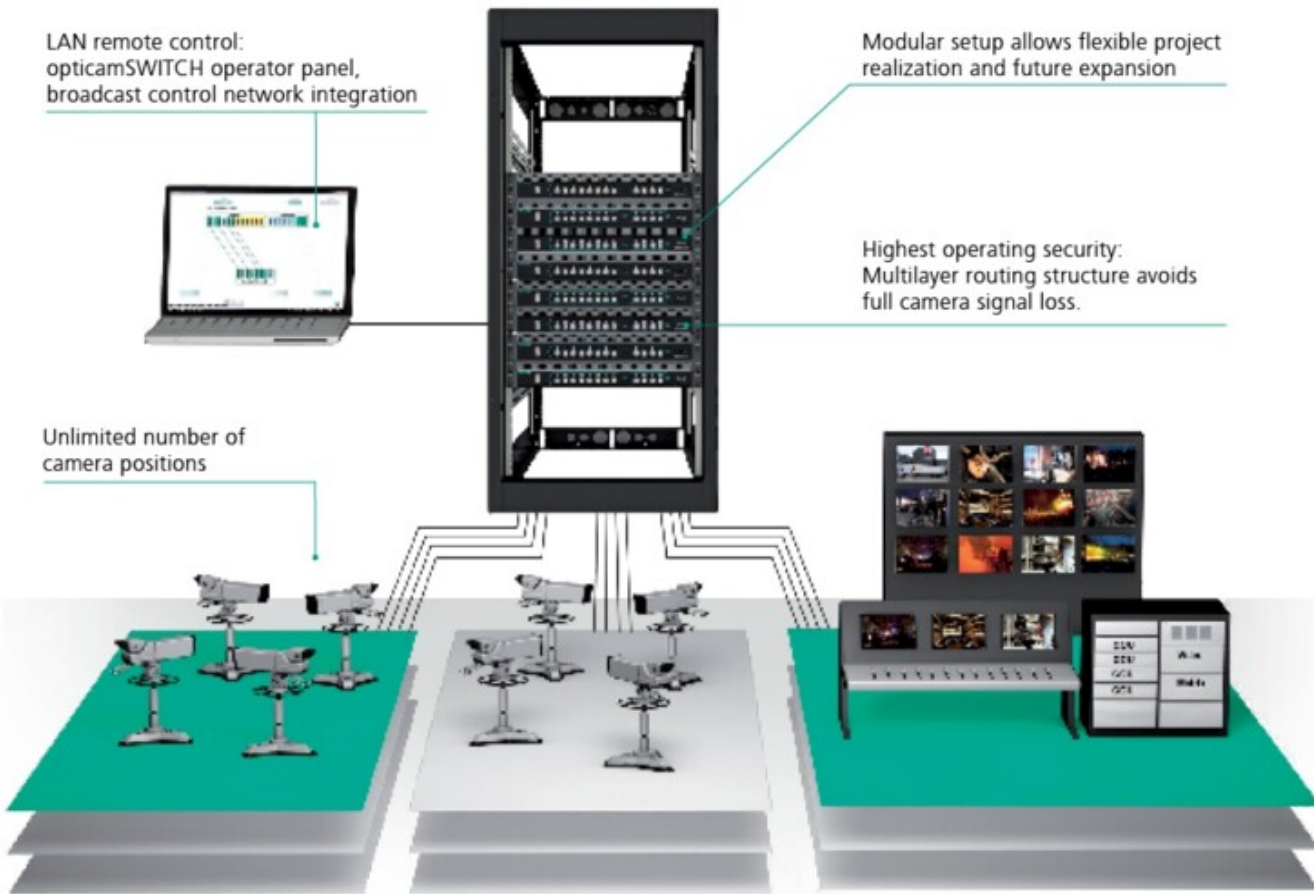
LAN remote control:
opticomSWITCH operator panel,
broadcast control network integration



Modular setup allows flexible project
realization and future expansion

Highest operating security:
Multilayer routing structure avoids
full camera signal loss.

Unlimited number of
camera positions



opticamSWITCH 功能和灵活性

Functionality & Flexibility

Modular system

Customizable project setup

Any project setup can be established by combining multiple devices, our application engineers optimize each project based on customer requirements, existing infrastructure and work flow behavior.

Flexible expansion

The modularity of the system offers highest project flexibility and ease future expansions.



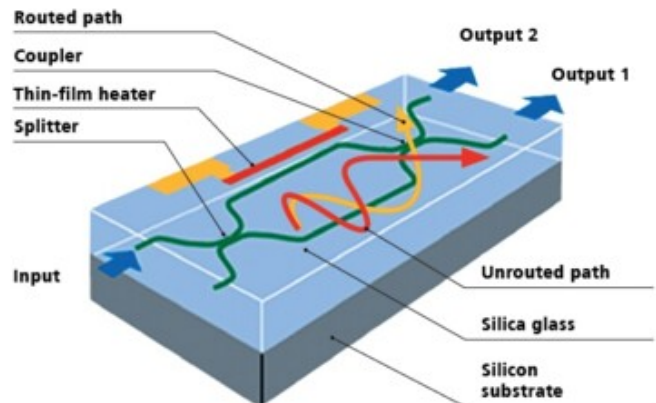
"All-in-one" fiber & copper routing

Camera safety circuit & power supply routing

The opticamSWITCH routes fiber optic camera signals plus camera power. The switching of camera power up to 400Vdc would require costly mechanical relays. The integrated "Power Working Circuit" manages camera routing authority and constantly measures voltage & current from routed CCUs (camera control unit) allowing the use of space and cost effective solid state relays.

Thermo optic PLC based fiber signal routing

Thermo optic PLC (planar lightwave circuit) routing works without moving parts and offers highest security in fiber optic switching. Nanostructures in combination with interlinked splitter / coupler combinations result in a maximum insertion loss of 3dB.



opticamSWITCH 安全

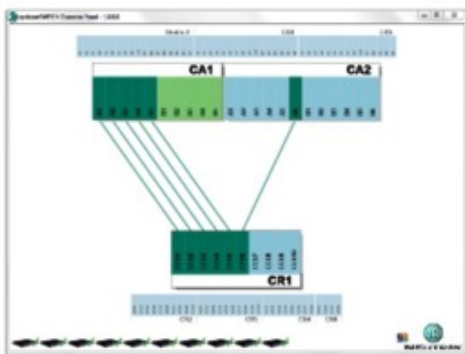
Error-free routing

User-specific operator software

An integrated user management eludes accidental removal of drawn connections.

Hardwired connections; software controlled routing

Software controlled routing avoids patching and connection errors in contrast to traditional patch-field solutions.



Security

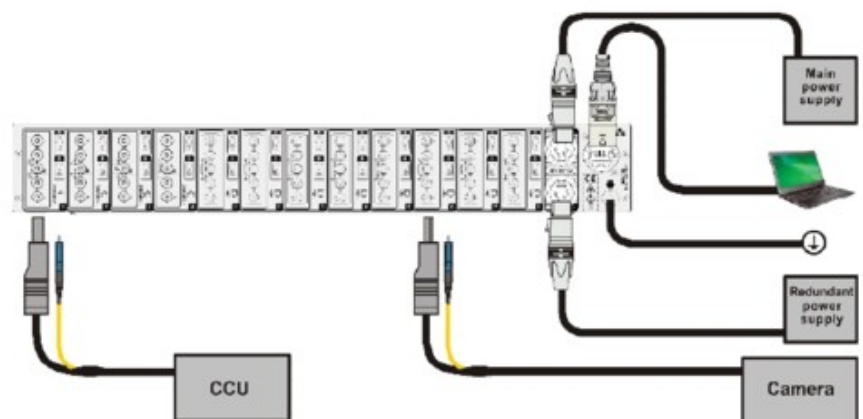
Operation reliability

Multilayer routing eliminates total signal loss

The risk of a total camera signal loss is automatically eliminated by distributing camera signals on independent multiple devices.

Emergency operation

For security reasons the opticamSWITCH can act as a stand-alone unit independent from LAN, offers manual routing and auxiliary power supply.



opticamSWITCH 节省时间和成本

Time &
cost
saving

Quick camera routing

Neutrik operator software

The opticamSWITCH operator panel offers intuitive "drag & drop" operation, presets and status information. Acting as webserver the device allows remote access from in-house or external locations.

Integration in broadcast control systems

Route your camera with the push of a button. The opticamSWITCH can be integrated in broadcast control systems as from BFE, DNF Controls, etc.

Maintenance-free

No fiber cleaning required

Hardwired fiber connections eliminate the risk of contamination and frequent maintenance of patch cables and chassis.

Connections hardwired

Wieland / LC – breakout cables enhance the implementation of the opticamSWITCH.

