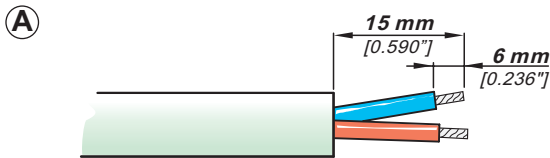


DUAL BANANA PLUG

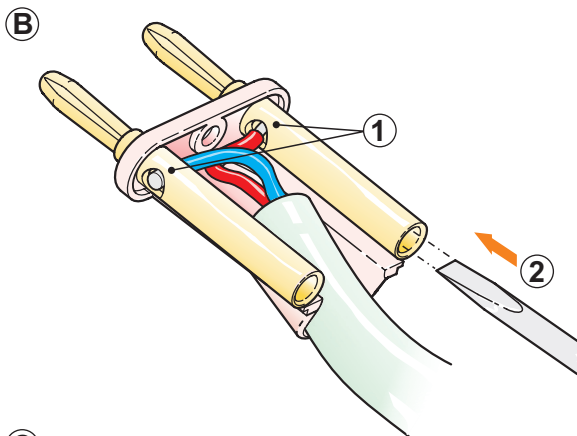
NYS 508

Assembly Instructions



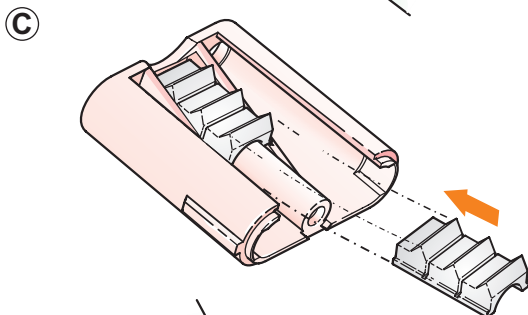
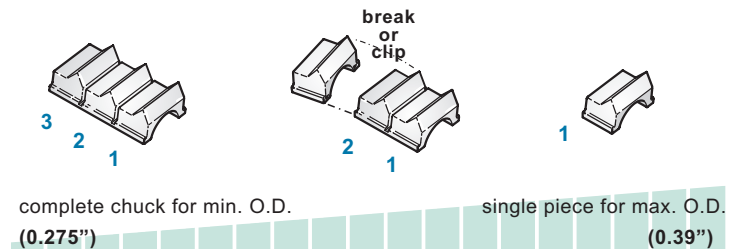
A Prepare cable as shown.

B Insert the wires ① into the terminals and fasten the screw with a flat screw driver #1 ②.



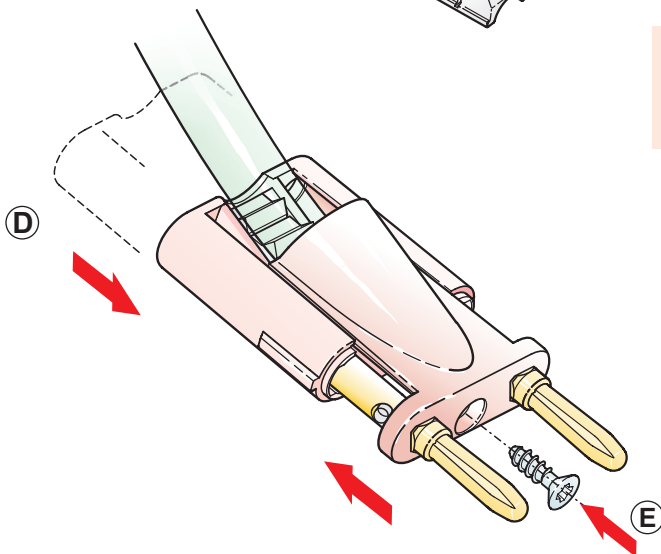
C Position the strain relief.

For different cable O.D. separate one (or two) of the three elements.



D Slide the body onto the shell. Press together.

E Turn the screw into the housing and fasten it.



Attention :

Do not use as an AC power source!

NEUTRIK AG

Liechtenstein

Tel.: +423/237 24 24

Fax: +423/232 53 93

Www.neutrik.com

NEUTRIK Zürich AG

Switzerland

Tel.: +41 44/736 5010

Fax: +41 44/736 5011

NEUTRIK (UK) Ltd.

Great Britain

Tel.: +44 1983/811 441

Fax: +44 1983/811 439

NEUTRIK USA INC.

USA

Tel.: +1 732/901 9488

Fax: +1 732/901 9608

NEUTRIK Tokyo Ltd.

Japan

Tel.: +81 3/3663 4733

Fax: +81 3/3663 4796

NEUTRIK France

France

Tel.: +33 1/4131 6750

Fax: +33 1/4131 0511

NEUTRIK Vertriebs GmbH

Germany/Netherlands/Austria

Tel.: +49 8131/28 08 90

Fax: +49 8131/28 08-30

Draft. Nr.: BDA 122 / 3102M1211

Update: 02.08.2005

Data subject to change without prior notice. ©2005 NEUTRIK®. ALL RIGHTS RESERVED.



NEUTRIK
CONNECTING THE WORLD